

MotionCam (PhOD) Jeweller

Wireless IR motion detector supporting **photo by alarm, photo on demand, photo by schedule, and photo by scenario** features



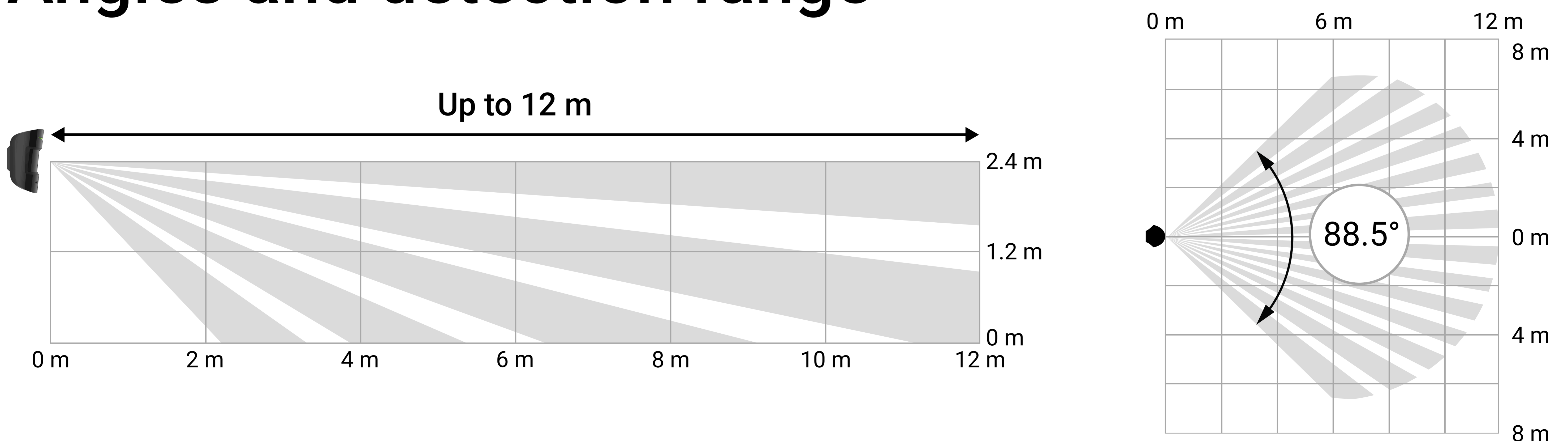
An Ajax hub is required for operation.
Find the detailed information on the device by the link:

<http://ajax.systems/support/devices/motioncam-phod/>

Key features


- Up to 12 m detection distance
- Pet immunity
- False alarms prevention algorithm
- Up to 4 years of operation on pre-installed battery
- Remote control and setup via the app
- 88.5°/80° viewing angles
- Temperature compensation
- A built-in camera for photo verification
- Effortless installation and replacement
- Connecting via QR code

Angles and detection range



False alarms prevention

MotionCam (PhOD) Jeweller combines special optics and software to filter false alarms. When professionally installed, the detector doesn't react to pets and other common sources of false alarms.


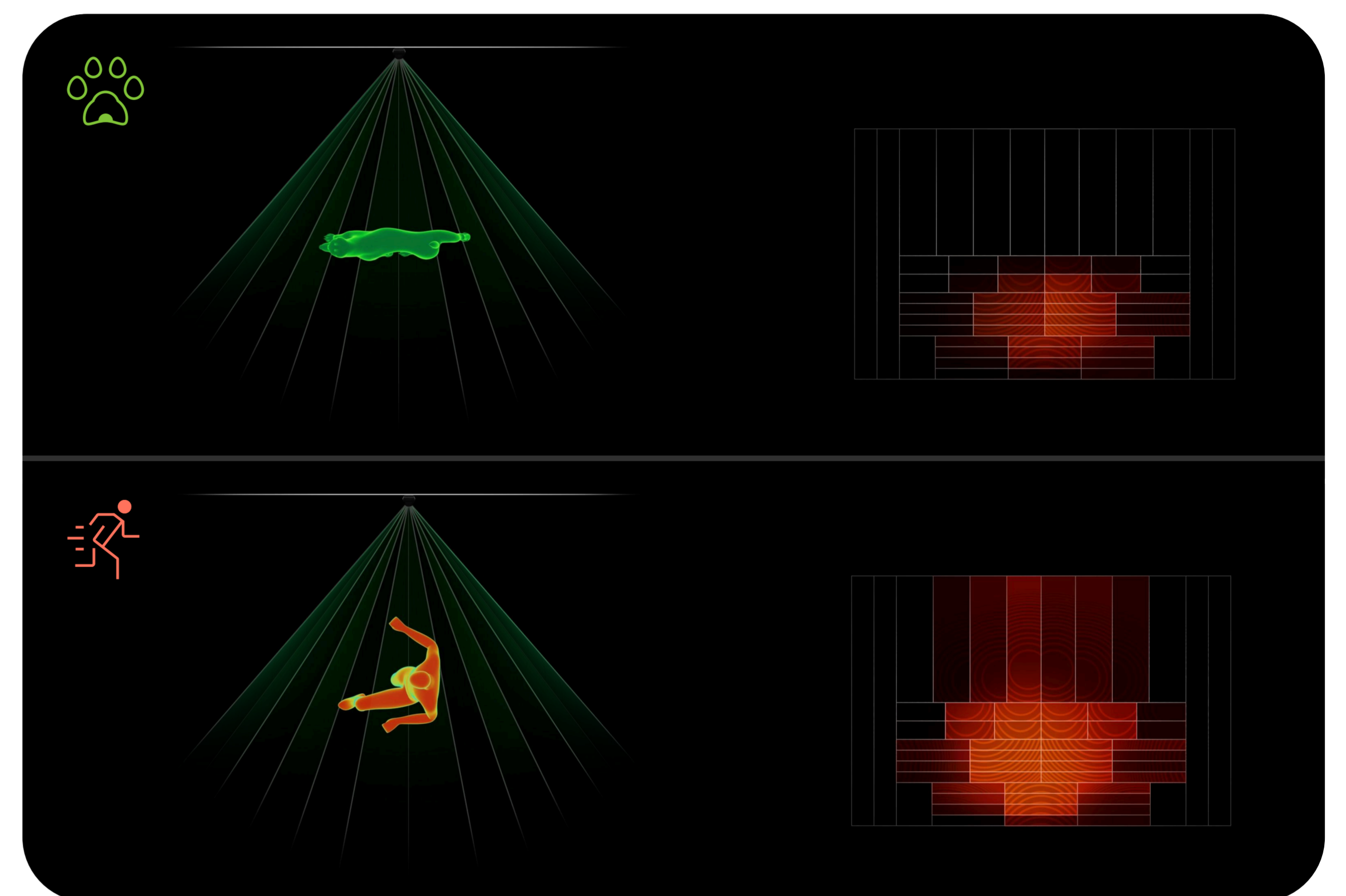


Optics

The detector lens increases sensitivity to human motion, cutting off false alarms to other sources of IR radiation. It is designed so that potential IR radiation from pets and other interferences affect only the small lens sections. Large sections, on the contrary, are aimed at the most likely places of burglar motion.

Software

For additional protection against false alarms, the detector uses the SmartDetect algorithm. The armed detector constantly analyses the thermal diagram from the PIR sensor: the intensity of IR radiation, the size of the thermal spots, the speed of movement and other parameters.



Installation

When properly installed and configured, the detector does not react to common sources of false alarms and pets under 50 cm tall and 20 kg weight. For seamless installation, it has pre-installed batteries and the SmartBracket mounting panel. So, installers don't need to disassemble the detector and won't damage the electronics during installation.

Photo verification

MotionCam (PhOD) Jeweller equipped with a built-in camera to show the real situation at the facility. There are four types of photo verification: by alarm, by scenario, by schedule, and on demand. The user can request and view photos with one click in the Ajax app.

Photo by Alarm

A built-in camera is activated if the detector is armed and motion is detected. Only users with access to the hub event feed and security company employees can view the photos.

Photo by Scenario

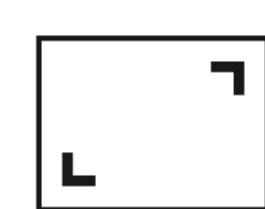
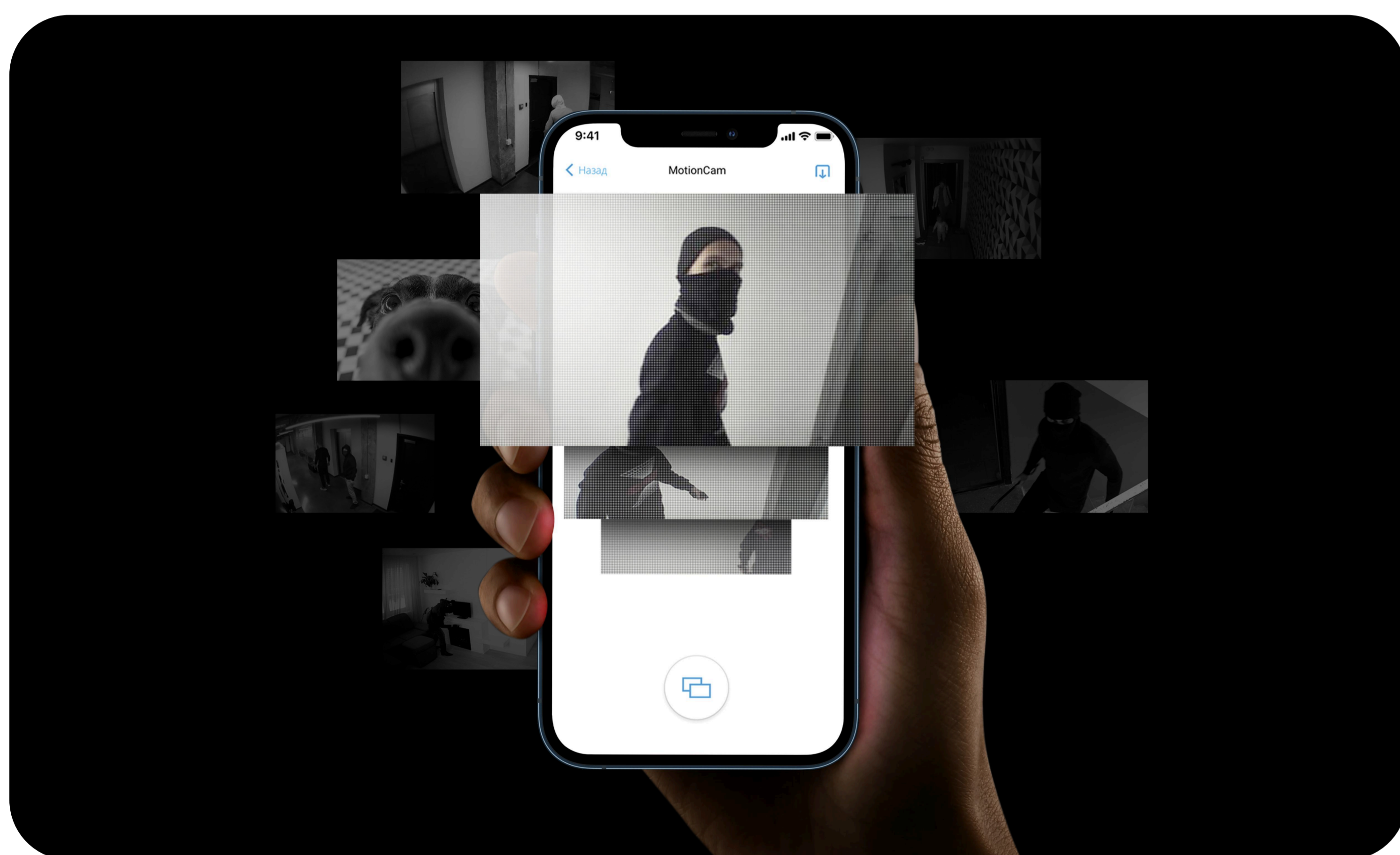
A detector camera takes pictures automatically when other Ajax devices are triggered.

Photo on Demand

The user takes pictures at any time or when a detector is armed (depending on settings). Photos on demand are not sent to the security company monitoring station.

Photo by Schedule

The detector automatically takes photos at a specified time.



Up to 640 × 480 pixels photo resolution



Up to 5 photos in a series



IR backlight for low light conditions



The MotionCam series includes detectors without **Photo on Demand**, **Photo by Schedule**, and **Photo by Scenario** features. These devices do not have the “PhOD” mark in the product name.

Monitoring software that supports Ajax photo verification

HORUS

Horus

Manitou®

Manitou



SBN



Sentinel



WEB BUNCHER™

WBB

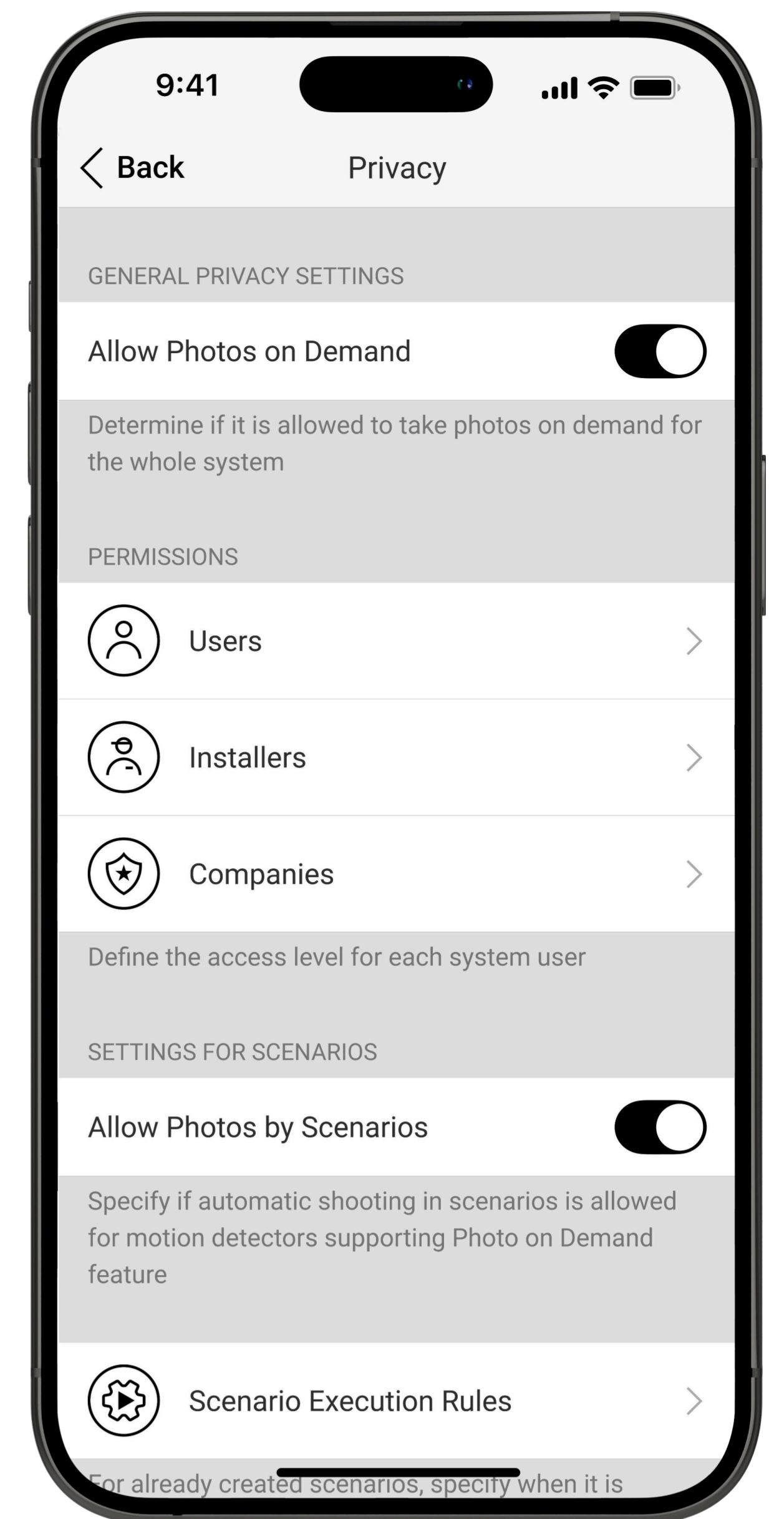
See the full list by the link: ajax.systems/connecting-to-cms/

Privacy on demand

Users can manage access rights to detectors with photo verification. The access level can be defined for each system user. Privacy settings determine:

- Which user can take and view photos on demand.
- Which detectors with photo verification can be used to take photos on demand.
- When the user can take photos on demand: at any moment or only when a detector is armed.

By default, all hub admins have the right to manage privacy settings. PRO users cannot manage privacy settings.



Photos are encrypted throughout the transmission and storage processes




Photos are available only for users with proper access rights

Two-way encrypted communication



Jeweller




Wings

communication technology




Jeweller and **Wings** are two-way **wireless data transfer protocols** that provide fast and reliable communication between hubs and devices. Radio protocols work independently of each other and focus on their own function. The **Jeweller** protocol delivers instant data-rich alarms: security companies and users know which device was triggered, when and where it happened. The **Wings** protocol delivers photos taken by a detector built-in camera.

Both protocols feature **encryption** and **authentication** to prevent forgery, and **polling** to display devices' status in real time. Supporting **up to 1,700 m** of wireless connectivity, Jeweller and Wings are ready to protect facilities and deliver **the best user experience** for both end users and installers.





Alarm delivery in 0.15 s,
the first photo – less than in 9 s



Up to 1,700 m of two-way encrypted
wireless communication between hub
and detector

Technical specifications

<p>Compliance with standards</p>	<p>EN 50131 (Grade 2) PD 6662:2017 UL369, ULC S306</p>	<p>Communication channels with Ajax devices</p> <p> Jeweller communication technology</p> <p> Wings communication technology</p> <p>Frequency bands 866.0 – 866.5 MHz 868.0 – 868.6 MHz 868.7 – 869.2 MHz 905.0 – 926.5 MHz 915.85 – 926.5 MHz 921.0 – 922.0 MHz Depends on the region of sale</p> <p>Maximum effective radiated power (ERP) ≤ 20 mW</p> <p>Communication range up to 1,700 m In an open space</p> <p>Polling interval 12–300 s Adjusted by PRO or user with admin rights in the Ajax app</p>	<p>CMS connectivity</p> <p>Hubs Hub 2 Hub 2 Plus Hub Hybrid (2G) Hub Hybrid (4G)</p> <p>Range extenders ReX 2</p> <p>Motion detection</p> <p>Sensitive element 1 × PIR sensor</p> <p>Detection distance up to 12 m When installed at a height of 2.4 m</p> <p>Detection angle horizontal – 88.5°</p> <p>Motion detection speed from 0.3 to 2.0 m/s The direction of the detector lens should be perpendicular to an alleged intrusion path into the facility.</p> <p>Temperature compensation</p> <p>Sensitivity 3 levels Adjusted by PRO or user with admin rights in the Ajax app</p>
----------------------------------	--	---	--

<p>Communication with control panel or range extender</p>	<p>Protection against spoofing Device authentication</p>	<p>Motion detection</p>	<p>Pet immunity weight: up to 20 kg height: up to 50 cm SmartDetect software algorithm filtering false alarms</p>
<p>Photo verification</p>	<p>Photo resolution in pixels 640 × 480 320 × 240 (default) 160 × 120 Adjusted by PRO or user with admin rights in the Ajax app</p> <p>Photos in a series from 1 to 5 pics Adjusted by PRO or user with admin rights in the Ajax app</p> <p>IR backlight</p>	<p>Installation</p>	<p>Recommended installation height 2.4 m</p> <p>Operating temperature range from -10 °C to +40 °C</p> <p>Operating humidity up to 75%</p> <p>Protection class IP50</p>
<p>Power supply</p>	<p>Battery 2 x CR123A, 3 V Pre-installed</p> <p>Battery life up to 4 years With Photo on demand disabled</p> <p>up to 3 years With Photo on demand enabled</p>	<p>Enclosure</p>	<p>Color white, black</p> <p>Dimensions 110 × 65 × 50 mm</p> <p>Weight 86 g</p> <p>Tampering alarm</p>
<p>Complete set</p>	<p>MotionCam (PhOD) Jeweller 2 × CR123A battery Pre-installed SmartBracket mounting panel Installation kit Quick start guide</p>		